



# Randall County Treasurer Report

January 2019

Cash and Investments

Commissioners Court February 19, 2019

Randall County Treasurer

Angie Parker

All investments are in compliance with both the Public Funds Investment Act and the Randall County Investment Policy. The investment strategy is passive, which maintains a liquid cash flow and safety of the investment as priorities.

Respectfully submitted by

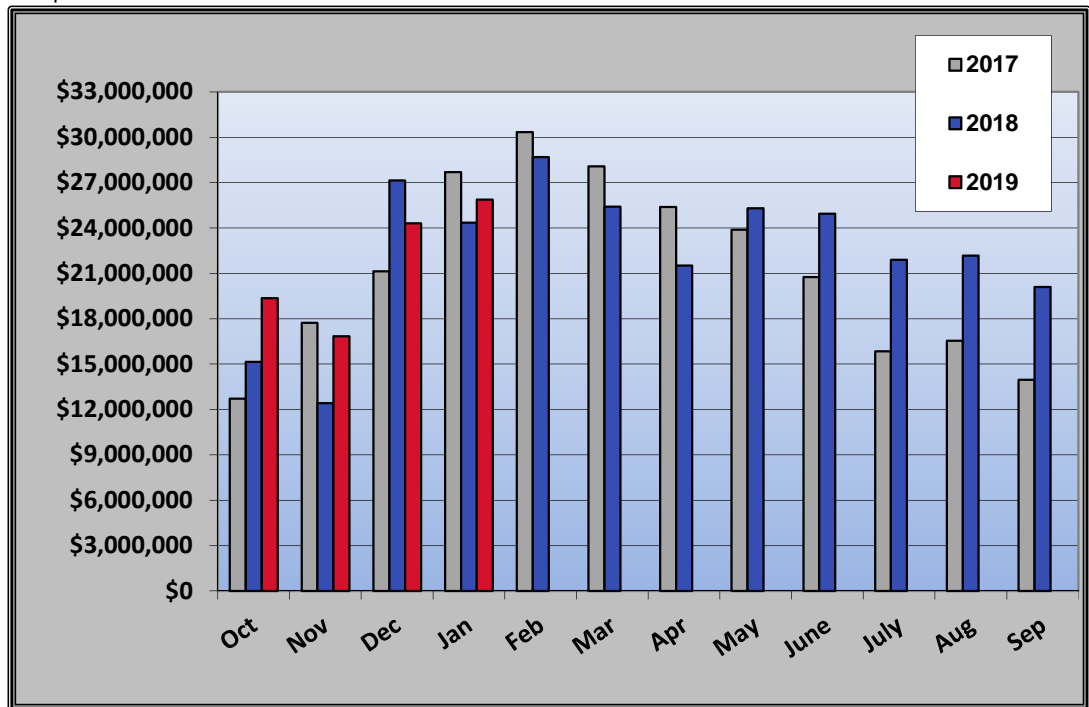
*Angie Parker*

---



# Amarillo National Bank Clearing Account

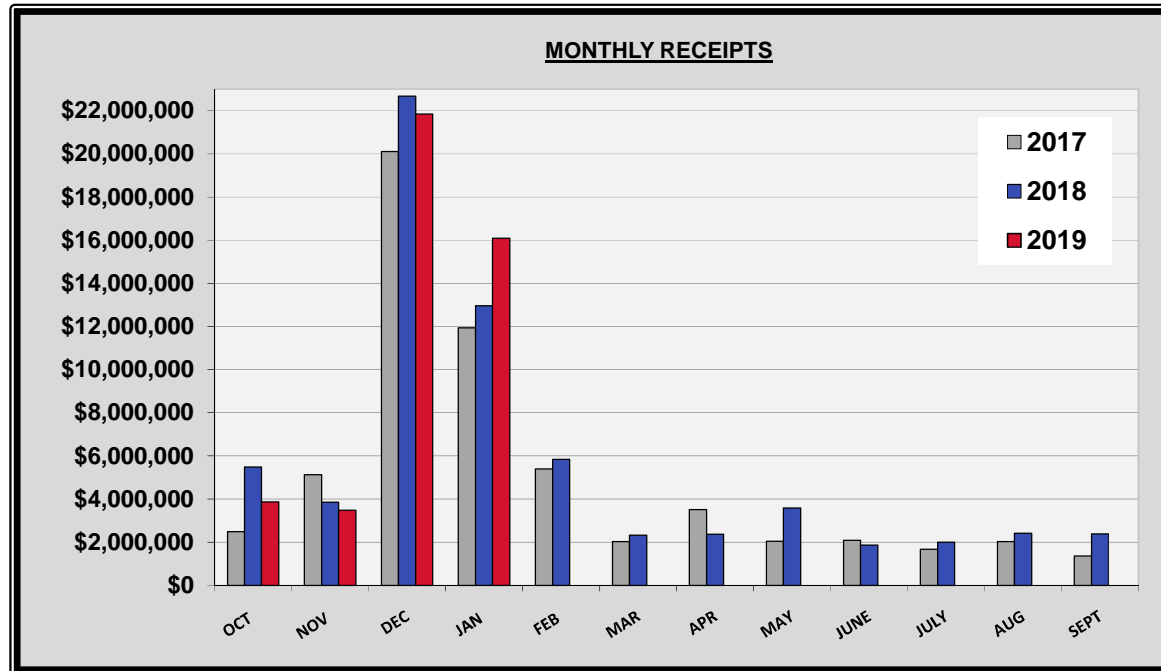
	<b>Opening</b>	<b>Deposits</b>	<b>Withdrawals</b>	<b>Closing</b>	<b>Interest</b>
Oct 2017	\$13,961,408	\$6,989,953	\$5,817,877	\$15,133,484	\$16,372
Nov 2017	\$15,133,484	\$3,996,067	\$6,725,842	\$12,403,708	\$14,319
Dec 2017	\$12,403,708	\$20,978,176	\$6,257,042	\$27,124,842	\$17,329
Jan 2018	\$27,124,842	\$12,033,522	\$14,822,639	\$24,335,724	\$36,376
Feb 2018	\$24,335,724	\$8,338,090	\$4,004,667	\$28,669,146	\$35,066
Mar 2018	\$28,669,146	\$2,350,211	\$5,626,438	\$25,392,919	\$37,459
Apr 2018	\$25,392,919	\$2,236,910	\$6,114,960	\$21,514,869	\$36,754
May 2018	\$21,514,869	\$11,147,689	\$7,371,791	\$25,290,768	\$42,363
June 2018	\$25,290,768	\$4,138,365	\$4,493,236	\$24,935,897	\$43,999
July 2018	\$24,935,897	\$5,855,350	\$8,896,870	\$21,894,377	\$50,706
Aug2018	\$21,894,377	\$5,478,718	\$5,217,869	\$22,155,226	\$40,142
Sep 2018	\$22,155,226	\$4,303,305	\$6,367,304	\$20,091,228	\$35,281
Oct 2018	\$20,091,228	\$5,416,736	\$6,157,060	\$19,350,903	\$39,456
Nov 2018	\$19,350,903	\$4,527,267	\$7,052,198	\$16,825,973	\$34,561
Dec 2018	\$16,825,973	\$24,948,427	\$17,477,515	\$24,296,884	\$42,551
Jan 2019	\$24,296,884	\$13,444,693	\$11,875,456	\$25,866,120	\$57,674
Feb 2019					
Mar 2019					
Apr 2019					
May 2019					
June 2019					
July 2019					
Aug2019					
Sep 2019					





# CASH RECEIPTS FOR 2018 - 2019

MONTH	AD VALOREM TAX	TAX OFFICE (OTHER)	ASSISTANCE DISTRICT 1	OTHER STATE REV	COUNTY CLERK	DISTRICT CLERK	JP #1	JP #4	SHERIFF	DISTRICT ATTORNEY	YOUTH CENTER/ NEXT STEP	JUVENILE PROBATION	OTHER RECEIPTS	MONTHLY RECEIPT TOTAL
OCT 2018	\$1,948,297	\$242,342	\$77,292	\$187,164	\$135,564	\$152,124	\$62,128	\$53,265	\$204,263	\$21,633	\$320,832	\$305,410	\$161,240	\$3,871,556
NOV 2018	\$1,991,435	\$199,108	\$80,123	\$62,879	\$120,196	\$110,776	\$40,630	\$42,580	\$548,910	\$22,237	\$25,137	\$86,224	\$151,662	\$3,481,896
DEC 2018	\$ 20,188,625	\$ 156,564	\$ 69,713	\$ 50,399	\$ 118,273	\$ 105,439	\$ 51,865	\$ 48,221	\$ 207,213	\$ 19,926	\$ 550,465	\$ 95,338	\$ 177,984	\$21,840,024
JAN 2019	\$ 13,489,673	\$ 573,460	\$ 76,914	\$ 115,780	\$ 123,367	\$ 136,212	\$ 62,521	\$ 66,457	\$ 513,493	\$ 9,713	\$ 303,082	\$ 87,372	\$ 531,096	\$16,089,140
FEB 2019														
MAR 2019														
APR 2019														
MAY 2019														
JUNE 2019														
JULY 2019														
AUG 2019														
SEPT 2019														
<b>TOTAL</b>	<b>\$37,618,030</b>	<b>\$1,171,474</b>	<b>\$304,041</b>	<b>\$416,223</b>	<b>\$497,400</b>	<b>\$504,551</b>	<b>\$217,144</b>	<b>\$210,523</b>	<b>\$1,473,879</b>	<b>\$73,509</b>	<b>\$1,199,515</b>	<b>\$574,344</b>	<b>\$1,021,983</b>	<b>\$45,282,616</b>



Source: Receipt Report Net Data



## CASH BALANCES BY FUND FOR JANUARY 2019

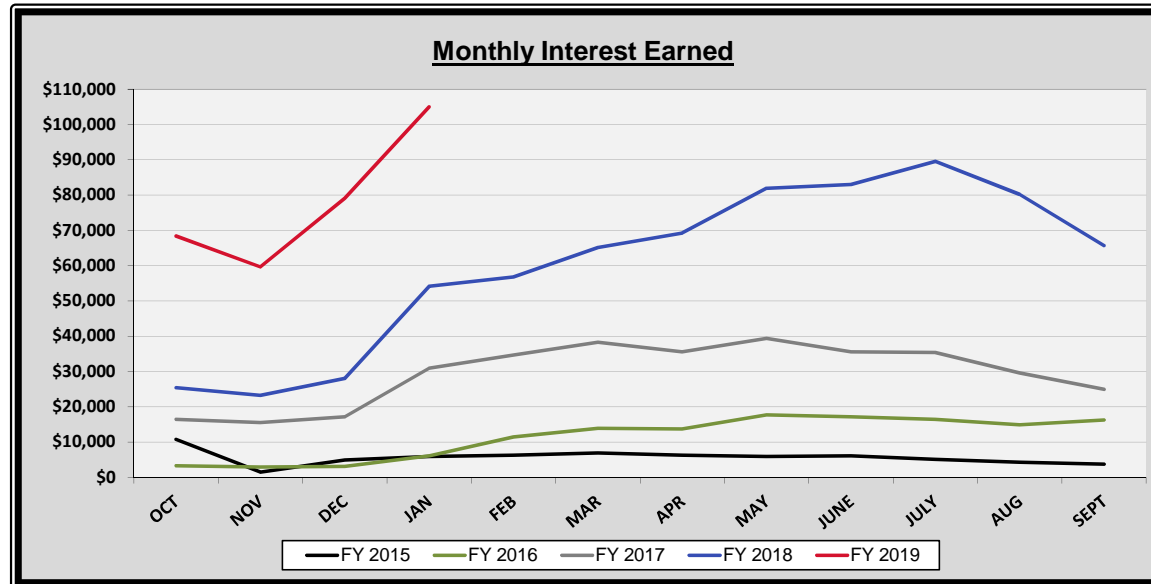
Fund	Clearing Account	Texas Class	Multi-Bank Securities	TexPool	Total
General	\$ 14,079,430.46	\$ 12,455,745.19	\$ 8,416,000.00	\$ 112,110.00	\$ 35,063,285.65
Juvenile Probation General	\$ 1,389,804.20				\$ 1,389,804.20
JP Security	\$ 25,986.68				\$ 25,986.68
County Clerk Technology	\$ 4,161.49				\$ 4,161.49
County Clerk Preservation	\$ 6,103.29				\$ 6,103.29
Sheriff Forfeiture	\$ 46,025.95				\$ 46,025.95
District Clerk Technology	\$ 2,769.92				\$ 2,769.92
District Clerk Preservation	\$ 84,753.28				\$ 84,753.28
Law Library	\$ 113,619.01				\$ 113,619.01
Juvenile Probation	\$ 665,605.08				\$ 665,605.08
Court Cost	\$ 83,493.63				\$ 83,493.63
Cafeteria Plan	\$ 1,216.53				\$ 1,216.53
Health Care	\$ 3,136,636.35				\$ 3,136,636.35
Tax Assessor/Collector Motor Veh. Inv Tax	\$ (1,145.24)				\$ (1,145.24)
District Clerk Archive	\$ 47,086.00				\$ 47,086.00
Debt Service	\$ 3,004,279.07				\$ 3,004,279.07
Courthouse & Justice Center Security	\$ 68,275.99				\$ 68,275.99
County Records Management	\$ 4,532.47				\$ 4,532.47
County Clerks Records Mgmt	\$ 300,554.99				\$ 300,554.99
JP #1 Technology	\$ 15,656.50				\$ 15,656.50
JP #4 Technology	\$ 10,612.52				\$ 10,612.52
Election	\$ 98,562.94				\$ 98,562.94
District Clerk Records Mgmt	\$ 47,895.93				\$ 47,895.93
County Clerk Archive	\$ 175,602.07				\$ 175,602.07
District Clerk - AGC IV-E	\$ 31,169.56				\$ 31,169.56
Radio Communications System	\$ 3,894,385.87				\$ 3,894,385.87
Juvenile Center Improvement	\$ 185,656.88				\$ 185,656.88
Youth Center of the High Plains Operations	\$ 47,067.20				\$ 47,067.20
Next Step Home Operations	\$ 55,816.13				\$ 55,816.13
CDA - Check Collection/Disbursement	\$ 36,964.96				\$ 36,964.96
CDA - State Deposits	\$ 6,300.75				\$ 6,300.75
CDA - Forfeiture	\$ 19,994.55				\$ 19,994.55
CDA - Seizure	\$ 382,191.32				\$ 382,191.32
Pre-Trial Diversion Program	\$ 81,334.46				\$ 81,334.46
Jail Commissary	\$ 296,915.15				\$ 296,915.15
Youth Activities	\$ 36,792.71				\$ 36,792.71
	\$ 28,486,108.65	\$ 12,455,745.19	\$ 8,416,000.00	\$ 112,110.00	\$ 49,469,963.84

Source: NetData



## INTEREST REVENUE

End Month	Tex Pool Clearing	Interest	Texas Class Clearing	Interest	ANB Clearing	Interest	CD's	Accrued Interest	Total Interest	Interest To Date
Oct 2017	\$109,663	\$96	\$7,194,785	\$8,089	\$15,133,484	\$16,372	\$ 500,000	\$816	\$25,373	\$25,373
Nov 2017	\$109,758	\$95	\$7,202,459	\$7,674	\$12,403,708	\$14,319	\$ 500,000	\$1,135	\$23,222	\$48,595
Dec 2017	\$109,868	\$110	\$7,211,044	\$8,584	\$27,124,842	\$17,329	\$ 1,000,000	\$2,049	\$28,072	\$76,667
Jan 2018	\$109,989	\$121	\$16,225,855	\$14,811	\$24,335,724	\$36,376	\$ 1,000,000	\$2,834	\$54,143	\$130,810
Feb 2018	\$110,102	\$113	\$16,246,001	\$20,146	\$28,669,146	\$35,066	\$ 1,000,000	\$1,457	\$56,781	\$187,591
Mar 2018	\$110,244	\$142	\$16,270,141	\$24,140	\$25,392,919	\$37,459	\$ 1,983,000	\$3,381	\$65,122	\$252,713
Apr 2018	\$110,395	\$151	\$16,296,168	\$26,027	\$21,514,869	\$36,754	\$ 2,476,000	\$6,314	\$69,246	\$321,959
May 2018	\$110,556	\$161	\$16,324,689	\$28,521	\$25,290,768	\$42,363	\$ 4,702,000	\$10,905	\$81,950	\$403,909
June 2018	\$110,721	\$165	\$14,351,512	\$26,823	\$24,935,897	\$43,999	\$ 4,702,000	\$12,071	\$83,057	\$486,966
July 2018	\$110,898	\$178	\$10,373,078	\$21,567	\$21,894,377	\$50,706	\$ 5,198,000	\$17,117	\$89,568	\$576,534
Aug 2018	\$111,079	\$181	\$7,392,304	\$19,225	\$22,155,226	\$40,142	\$ 5,441,000	\$20,623	\$80,172	\$656,706
Sep 2018	\$111,261	\$182	\$5,405,699	\$13,395	\$20,091,228	\$35,281	\$ 5,441,000	\$16,822	\$65,680	\$722,386
Oct 2018	\$111,464	\$203	\$3,414,518	\$8,819	\$19,350,903	\$39,456	\$ 5,441,000	\$19,912	\$68,390	\$68,390
Nov 2018	\$111,666	\$202	\$2,420,993	\$6,475	\$16,825,973	\$34,561	\$ 5,441,000	\$18,410	\$59,647	\$128,037
Dec 2018	\$111,883	\$217	\$7,434,091	\$13,099	\$24,296,884	\$42,551	\$ 6,935,000	\$23,221	\$79,087	\$207,124
Jan 2019	\$112,110	\$227	\$12,455,745	\$21,654	\$25,866,120	\$57,674	\$ 8,416,000	\$25,461	\$105,015	\$312,140
Feb 2019										
Mar 2019										
Apr 2019										
May 2019										
June 2019										
July 2019										
Aug 2019										
Sep 2019										





## CASH OVERVIEW

Purchase Date	Security	Coupon or Avg Rate	Maturity Date	Yield	Par	Price	Days to Maturity	Beginning Book	Beginning Market	Ending Book	Ending Market	Period Earnings	Est. Annual Income
<b>Bank Checking Accounts</b>													
	ANB Clearing Acct	0		2.68%	25,866,120	100.00		24,296,884	24,296,884	25,866,120	25,866,120	57,674	\$ 400,000.00
Subtotal Bank Accounts													
<b>Certificates of Deposit</b>													
8/23/2017	Goldman Sachs Bank	100	2/22/2019	1.60%	250,000	100.00	22	250,000	249,748	250,000	249,910	1,764	\$ 4,000.00
1/31/2019	Community Nat'l Bank	100	7/31/2019	2.35%	250,000	100.00	181	-	-	250,000	249,938	-	\$ 5,875.00
12/7/2017	Ally Bk Midvale Utah	100	12/7/2020	2.10%	250,000	100.00	676	250,000	245,615	250,000	247,185	791	\$ 5,250.00
12/15/2017	First Technology Fed Cr Union	100	12/16/2019	2.00%	250,000	100.00	319	250,000	248,323	250,000	248,883	219	\$ 5,000.00
3/1/2018	Discover Bank	100	3/2/2020	2.35%	245,000	100.00	396	245,000	243,785	245,000	244,424	2,398	\$ 5,757.50
3/1/2018	Morgan Stanley Bank	100	3/2/2021	2.60%	245,000	100.00	761	245,000	242,526	245,000	244,150	2,653	\$ 6,370.00
3/29/2018	Citibank Nat'l Assn	100	3/29/2021	2.70%	245,000	100.00	788	245,000	242,905	245,000	244,552	2,247	\$ 6,615.00
3/29/2018	Stifel Bank & Trust	100	3/30/2020	2.55%	248,000	100.00	424	248,000	247,214	248,000	247,898	35	\$ 6,324.00
4/11/2018	Jefferson Bank & Trust	100	10/12/2020	2.50%	245,000	100.00	620	245,000	242,937	245,000	244,206	1,879	\$ 6,125.00
4/11/2018	Wells Fargo Bank	100	4/12/2021	2.75%	248,000	100.00	802	248,000	246,078	248,000	247,764	374	\$ 6,820.00
5/9/2018	ConnectOne Bank	100	5/10/2021	2.85%	248,000	100.00	830	248,000	246,514	248,000	248,223	426	\$ 7,068.00
5/9/2018	Garrett State Bank	100	5/11/2020	2.55%	248,000	100.00	466	248,000	247,018	248,000	247,814	381	\$ 6,324.00
5/11/2018	Mid America Bank	100	8/11/2020	2.55%	248,000	100.00	558	248,000	246,514	248,000	247,588	347	\$ 6,324.00
5/16/2018	CommunityBank of Texas	100	11/16/2020	2.70%	248,000	100.00	655	248,000	246,564	248,000	247,940	275	\$ 6,696.00
5/25/2018	1st Source Bank South	100	2/25/2021	2.75%	245,000	100.00	756	245,000	243,312	245,000	244,902	1,254	\$ 6,737.50
5/29/2018	Independent Bank	100	9/29/2020	2.60%	248,000	100.00	607	248,000	246,418	248,000	247,645	35	\$ 6,448.00
7/13/2018	BMW Bank North America	100	7/13/2021	3.00%	248,000	100.00	894	248,000	247,159	248,000	248,913	367	\$ 7,440.00
5/30/2018	Central State Bank	100	4/30/2020	2.50%	248,000	100.00	455	248,000	246,906	248,000	247,685	-	\$ 6,200.00
5/30/2018	UBS Bank Salt Lake	100	6/1/2021	2.85%	248,000	100.00	852	248,000	246,425	248,000	248,164	-	\$ 7,068.00
5/30/2018	Webbank Salt Lake City	100	5/28/2021	3.00%	245,000	100.00	848	245,000	244,316	245,000	245,480	1,248	\$ 7,350.00
7/10/2018	American Express Nat'l Bank	100	7/12/2021	3.00%	248,000	100.00	893	248,000	247,164	248,000	248,915	428	\$ 7,440.00
8/22/2018	US Alliance Federal CU	100	8/20/2021	3.00%	248,000	100.00	932	248,000	247,025	248,000	248,836	183	\$ 7,440.00
8/31/2018	Peoples Sec Bank & Trust	100	8/31/2021	3.05%	245,000	100.00	943	245,000	244,319	245,000	245,071	3,132	\$ 7,472.50
12/14/2018	Affinity Fed CU	100	12/13/2019	3.00%	250,000	100.00	316	250,000	250,685	250,000	251,025	986	\$ 7,500.00
12/14/2018	BMO Harris Bank Nat'l	100	9/14/2021	3.20%	250,000	100.00	957	250,000	250,233	250,000	250,725	1,044	\$ 8,000.00
12/21/2018	JP Morgan Chase Bank	100	12/21/2021	3.25%	250,000	100.00	1055	250,000	250,323	250,000	251,643	913	\$ 8,125.00
12/21/2018	Keesler Federal CU	100	6/21/2021	3.15%	248,000	100.00	872	248,000	248,114	248,000	249,825	214	\$ 7,812.00
12/28/2018	Bar Harbor Bank & Trust	100	12/28/2021	3.00%	248,000	100.00	1062	248,000	246,524	248,000	248,471	61	\$ 7,440.00
12/28/2018	Firstbank Puerto Rico	100	6/29/2020	2.85%	248,000	100.00	515	248,000	247,851	248,000	248,734	58	\$ 7,068.00
1/4/2019	Pilot Bank Tampa	100	11/4/2019	2.60%	248,000	100.00	277	-	-	248,000	248,223	477	\$ 6,448.00
1/8/2019	USNY Bank Geneva NY	100	1/8/2021	2.85%	245,000	100.00	708	-	-	245,000	245,483	440	\$ 6,982.50
1/11/2019	Luana Svgs Bank Iowa	100	1/10/2020	2.55%	245,000	100.00	344	-	-	245,000	244,875	342	\$ 6,247.50
1/17/2019	Patriot Bank, NA	100	7/17/2020	2.60%	245,000	100.00	533	-	-	245,000	244,836	244	\$ 6,370.00
1/18/2019	Summit Community Bank	100	1/18/2022	2.75%	248,000	100.00	1083	-	-	248,000	246,641	243	\$ 6,820.00
Subtotal CD's								6,935,000	6,902,516	8,416,000	8,416,567	25,461	\$ 188,000.00
	Texpool	100		2.44%	n/a	100.00	1.00	111,883	111,883	112,110	112,110	227	\$ 2,000.00
	Texas Class	100		2.50%	n/a	100.00	1.00	7,434,091	7,434,091	12,455,745	12,455,745	21,654	\$ 200,000.00
Subtotal Pools								7,545,974	7,545,974	12,567,855	12,567,855	21,881	\$ 202,000.00
<b>Totals</b>								<u>38,777,858</u>	<u>38,745,373</u>	<u>46,849,975</u>	<u>46,850,542</u>	<u>105,015</u>	<u>\$ 790,000.00</u>