



RANDALL COUNTY TREASURER REPORT

For October 2018

Currency & Investments

Commissioners' Court
Randall County Treasurer
Glenna Canada
Court date - November 27, 2018

Enclosed are:

Amarillo National Bank Clearing Account – Page 1

Cash Receipts – Page 2

Tex Pool Accounts – Page 3

Investment Accounts – Page 4

Investment Overview – Page 5

ANB Amarillo Economic Analysis – Page 6

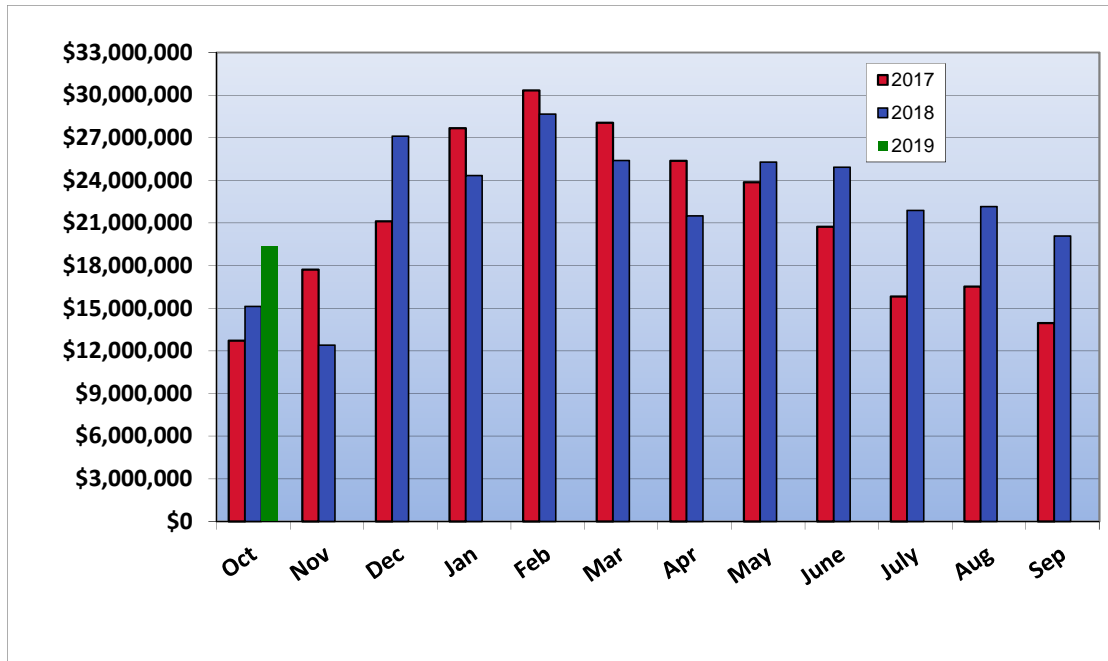
Glenna Canada

Information is operational data as of October 31, 2018



Amarillo National Bank Clearing Account

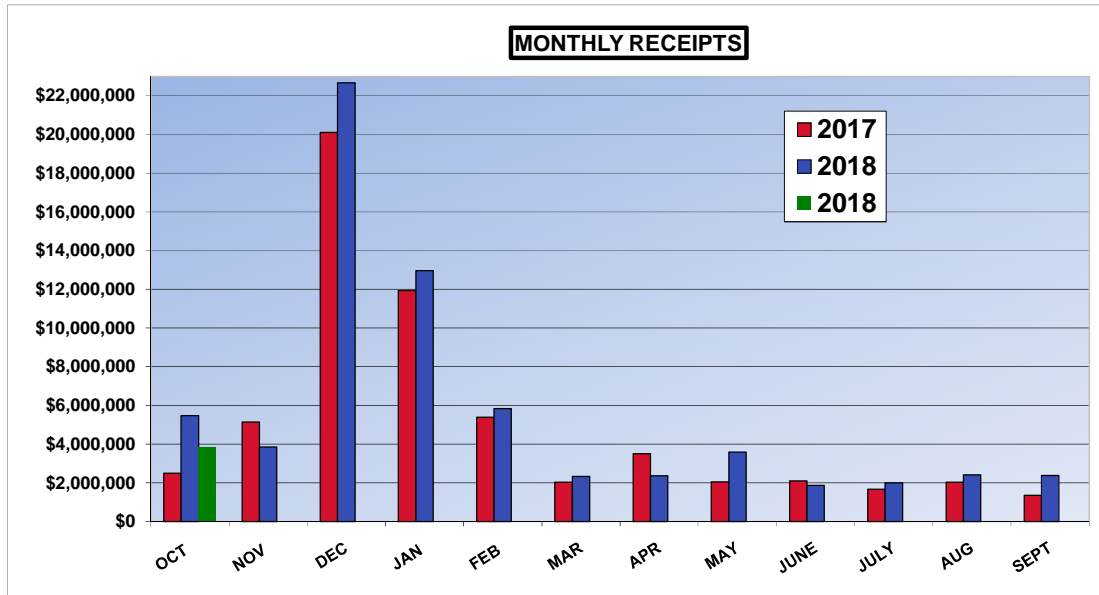
	Opening	Deposits	Withdrawals	Closing	Interest
Oct 2017	\$13,961,408	\$6,989,953	\$5,817,877	\$15,133,484	\$16,372
Nov 2017	\$15,133,484	\$3,996,067	\$6,725,842	\$12,403,708	\$14,319
Dec 2017	\$12,403,708	\$20,978,176	\$6,257,042	\$27,124,842	\$17,329
Jan 2018	\$27,124,842	\$12,033,522	\$14,822,639	\$24,335,724	\$36,376
Feb 2018	\$24,335,724	\$8,338,090	\$4,004,667	\$28,669,146	\$35,066
Mar 2018	\$28,669,146	\$2,350,211	\$5,626,438	\$25,392,919	\$37,459
Apr 2018	\$25,392,919	\$2,236,910	\$6,114,960	\$21,514,869	\$36,754
May 2018	\$21,514,869	\$11,147,689	\$7,371,791	\$25,290,768	\$42,363
June 2018	\$25,290,768	\$4,138,365	\$4,493,236	\$24,935,897	\$43,999
July 2018	\$24,935,897	\$5,855,350	\$8,896,870	\$21,894,377	\$50,706
Aug 2018	\$21,894,377	\$5,478,718	\$5,217,869	\$22,155,226	\$40,142
Sep 2018	\$22,155,226	\$4,303,305	\$6,367,304	\$20,091,228	\$35,281
Oct 2018	\$20,091,228	\$5,416,736	\$6,157,060	\$19,350,903	\$39,456
Nov 2018					
Dec 2018					
Jan 2019					
Feb 2019					
Mar 2019					
Apr 2019					
May 2019					
June 2019					
July 2019					
Aug 2019					
Sep 2019					





CASH RECEIPTS FOR 2018 - 2019

MONTH	AD VALOREM TAX	TAX OFFICE (OTHER)	ASSISTANCE DISTRICT 1	OTHER STATE REV	COUNTY CLERK	DISTRICT CLERK	JP #1	JP #4	SHERIFF	DISTRICT ATTORNEY	YOUTH CENTER/ NEXT STEP	JUVENILE PROBATION	OTHER RECEIPTS	MONTHLY RECEIPT TOTAL
OCT 2018	\$1,948,297	\$242,342	\$77,292	\$187,164	\$135,564	\$152,124	\$62,128	\$53,265	\$204,263	\$21,633	\$320,832	\$305,410	\$161,240	\$3,871,556
NOV 2018														
DEC 2018														
JAN 2019														
FEB 2019														
MAR 2019														
APR 2019														
MAY 2019														
JUNE 2019														
JULY 2019														
AUG 2019														
SEPT 2019														
TOTAL	\$1,948,297	\$242,342	\$77,292	\$187,164	\$135,564	\$152,124	\$62,128	\$53,265	\$204,263	\$21,633	\$320,832	\$305,410	\$161,240	\$3,871,556





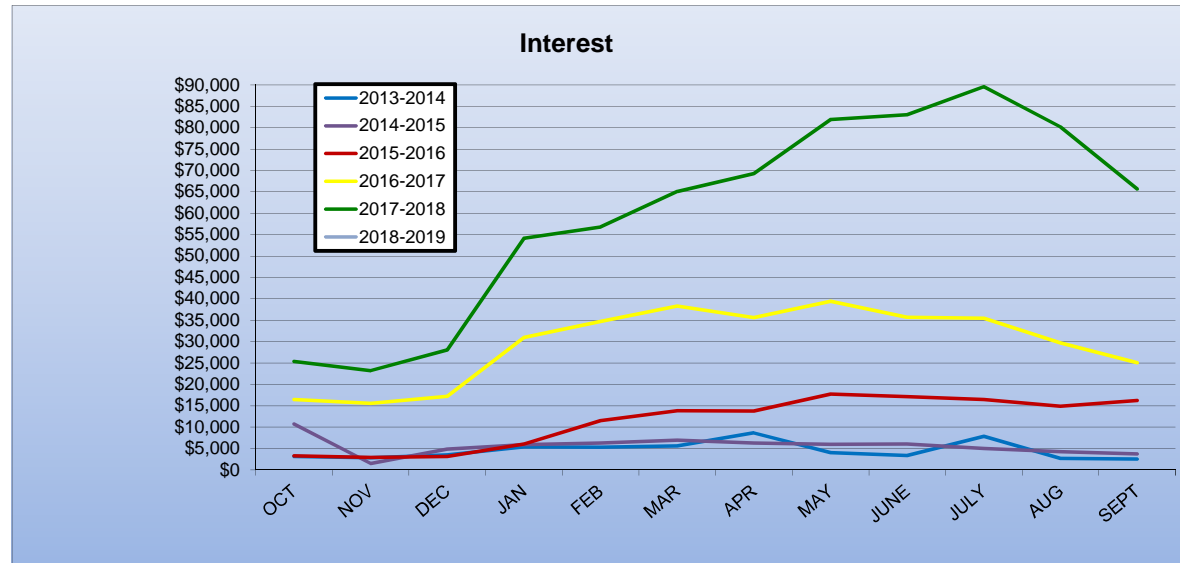
TEX POOL INVESTMENT ACCOUNTS

Month	Clearing Account	Interest	Juvenile Probation Fund	Interest
Oct 2015	\$108,507	\$9	\$100,104	\$8
Nov 2015	\$108,517	\$10	\$100,113	\$9
Dec 2015	\$108,534	\$17	\$100,129	\$16
Jan 2016	\$108,558	\$25	\$100,152	\$23
Feb 2016	\$108,584	\$26	\$100,176	\$24
Mar 2016	\$108,615	\$30	\$100,204	\$28
Apr 2016	\$108,645	\$30	\$100,232	\$28
May 2016	\$108,676	\$31	\$100,261	\$29
June 2016	\$108,709	\$33	\$100,290	\$30
July 2016	\$108,743	\$34	\$100,322	\$31
Aug 2016	\$108,777	\$35	\$100,354	\$32
Sept 2016	\$108,811	\$34	\$100,385	\$31
Oct 2016	\$108,846	\$35	\$100,418	\$33
Nov 2016	\$108,882	\$36	\$100,451	\$33
Dec 2016	\$108,924	\$42	\$100,490	\$39
Jan 2017	\$108,974	\$50	\$100,536	\$46
Feb 2017	\$109,021	\$47	\$100,579	\$43
Mar 2017	\$109,079	\$58	\$100,632	\$53
Apr 2017	\$109,142	\$64	\$100,691	\$59
May 2017	\$109,214	\$71	\$100,757	\$66
June 2017	\$109,293	\$79	\$100,830	\$73
July 2017	\$109,383	\$90	\$100,913	\$83
Aug 2017	\$109,476	\$93	\$100,998	\$86
Sep 2017	\$109,567	\$91	\$101,083	\$84
Oct 2017	\$109,663	\$96	\$101,171	\$89
Nov 2017	\$109,758	\$95	\$101,259	\$87
Dec 2017	\$109,868	\$110	\$101,360	\$101
Jan 2018	\$109,989	\$121	\$101,472	\$112
Feb 2018	\$110,102	\$113	\$101,576	\$105
Mar 2018	\$110,244	\$142	\$101,707	\$131
Apr 2018	\$110,395	\$151	\$101,846	\$140
May 2018	\$110,556	\$161	\$101,995	\$148
June 2018	\$110,721	\$165	\$102,147	\$152
July 2018	\$110,898	\$178	\$102,311	\$164
Aug 2018	\$111,079	\$181	\$102,478	\$167
Sept 2018	\$111,261	\$182	\$102,646	\$168
Oct 2018	\$111,464	\$203	\$102,832	\$187
Nov 2018				
Dec 2018				
Jan 2019				
Feb 2019				
Mar 2019				
Apr 2019				
May 2019				
June 2019				
July 2019				
Aug 2019				
Sept 2019				



INVESTMENT ACCOUNTS

End Month	Tex Pool Clearing	Interest	Texas Class Clearing	Interest	ANB Clearing	Interest	CD's	Accrued Interest	Total Interest	Interest To Date	
Oct 2017	\$109,663	\$96	\$7,194,785	\$8,089	\$15,133,484	\$16,372	\$ 500,000	\$816	\$25,373	\$25,373	OCT
Nov 2017	\$109,758	\$95	\$7,202,459	\$7,674	\$12,403,708	\$14,319	\$ 500,000	\$1,135	\$23,222	\$48,595	NOV
Dec 2017	\$109,868	\$110	\$7,211,044	\$8,584	\$27,124,842	\$17,329	\$ 1,000,000	\$2,049	\$28,072	\$76,667	DEC
Jan 2018	\$109,989	\$121	\$16,225,855	\$14,811	\$24,335,724	\$36,376	\$ 1,000,000	\$2,834	\$54,143	\$130,809	JAN
Feb 2018	\$110,102	\$113	\$16,246,001	\$20,146	\$28,669,146	\$35,066	\$ 1,000,000	\$1,457	\$56,782	\$187,591	FEB
Mar 2018	\$110,244	\$142	\$16,270,141	\$24,140	\$25,392,919	\$37,459	\$ 1,983,000	\$3,381	\$65,121	\$252,712	MAR
Apr 2018	\$110,395	\$151	\$16,296,168	\$26,027	\$21,514,869	\$36,754	\$ 2,476,000	\$6,314	\$69,247	\$321,959	APR
May 2018	\$110,556	\$161	\$16,324,689	\$28,521	\$25,290,768	\$42,363	\$ 4,702,000	\$10,905	\$81,950	\$403,909	MAY
June 2018	\$110,721	\$165	\$14,351,512	\$26,823	\$24,935,897	\$43,999	\$ 4,702,000	\$12,071	\$83,057	\$486,966	JUNE
July 2018	\$110,898	\$178	\$10,373,078	\$21,567	\$21,894,377	\$50,706	\$ 5,198,000	\$17,117	\$89,568	\$576,533	JULY
Aug 2018	\$111,079	\$181	\$7,392,304	\$19,225	\$22,155,226	\$40,142	\$ 5,441,000	\$20,623	\$80,171	\$656,705	AUG
Sep 2018	\$111,261	\$182	\$5,405,699	\$13,395	\$20,091,228	\$35,281	\$ 5,441,000	\$16,822	\$65,680	\$722,385	SEPT
Oct 2018	\$111,464	\$203	\$3,414,518	\$8,819	\$19,350,903	\$39,456	\$ 5,441,000	\$19,912	\$68,390	\$68,390	OCT
Nov 2018											NOV
Dec 2018											DEC
Jan 2019											JAN
Feb 2019											FEB
Mar 2019											MAR
Apr 2019											APR
May 2019											MAY
June 2019											JUNE
July 2019											JULY
Aug 2019											AUG
Sep 2019											SEPT





Investment Overview Ending October 31, 2018

SUMMARY

Texas Class	\$3,414,518
TexPool Clearing	\$111,464
Multi-Bank Securities	\$5,441,000
	<hr/>
	\$8,966,982
Less: Restricted	\$5,430,000
	<hr/>
Total Non Restrictive Investments	\$3,536,982
Amarillo National Bank - Clearing	\$19,350,903
Cash On Hand	\$22,887,885

