



RANDALL COUNTY TREASURER REPORT

For May 2017

Currency & Investments

Commissioners' Court
Randall County Treasurer
Glenna Canada
Court date - June 27, 2017

Enclosed are:

Amarillo National Bank Clearing Account – Page 1

Cash Receipts – Page 2

Tex Pool Accounts – Page 3

Investment Accounts – Page 4

Investment Overview – Page 5

ANB Amarillo Economic Analysis – Page 6

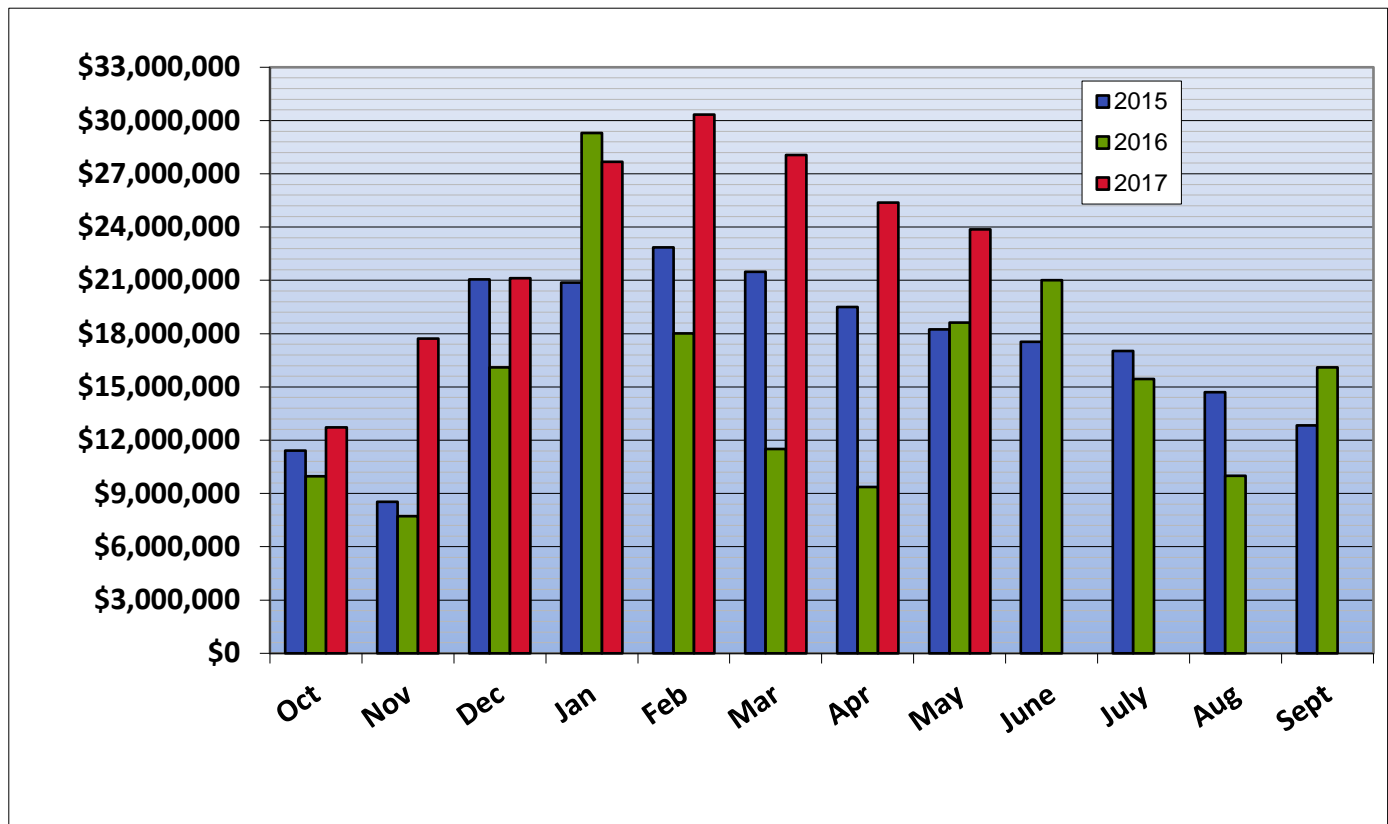
Glenna Canada

Information is operational data as of May 31, 2017



Amarillo National Bank Clearing Account

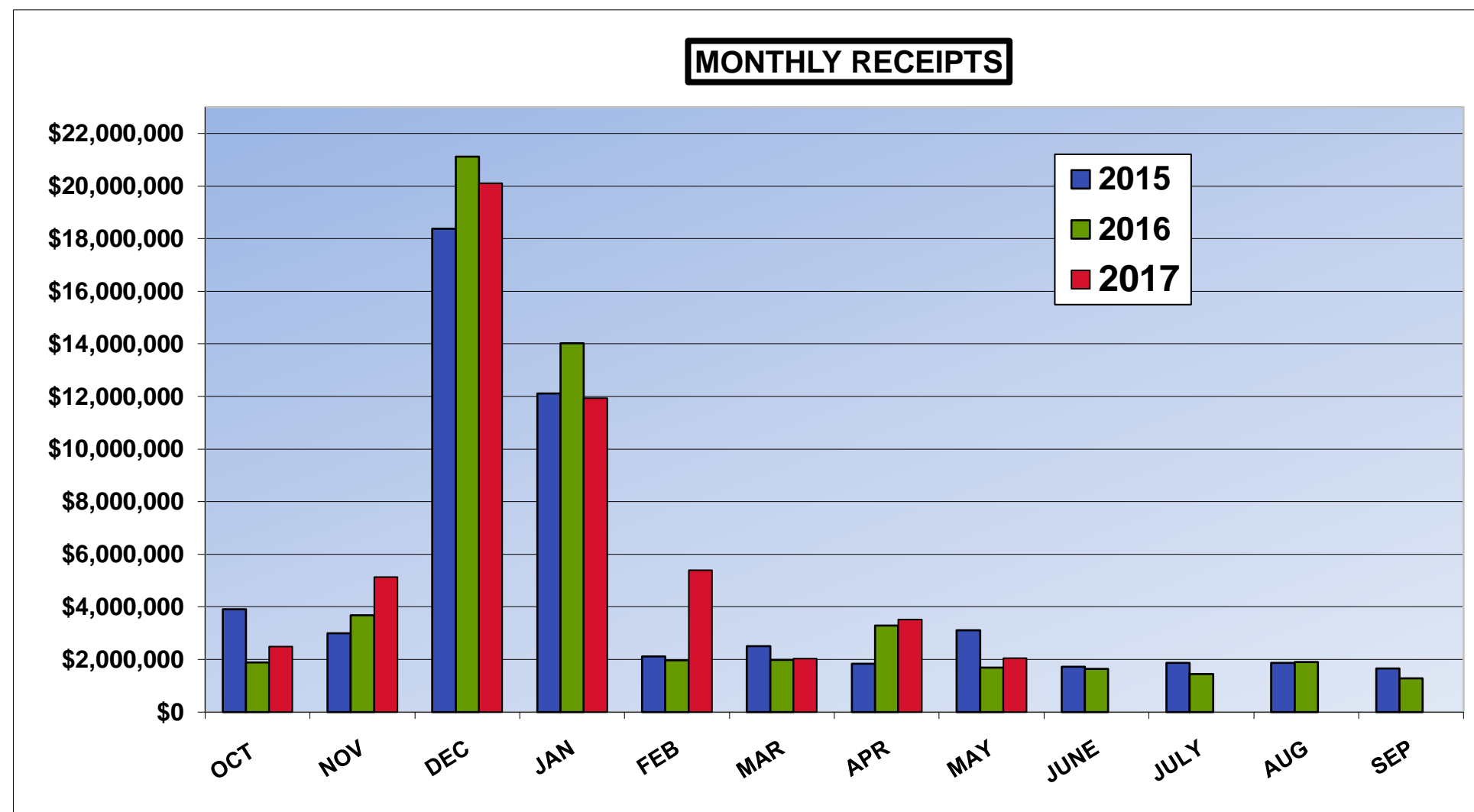
	Opening	Deposits	Withdrawals	Closing	Interest
Oct 2015	\$12,827,810	\$1,679,851	\$4,537,770	\$9,969,892	\$1,791
Nov 2015	\$9,969,892	\$2,445,737	\$4,699,489	\$7,716,140	\$1,472
Dec 2015	\$7,716,140	\$12,947,256	\$4,569,631	\$16,093,765	\$1,604
Jan 2016	\$16,093,765	\$17,789,112	\$4,579,460	\$29,303,417	\$4,014
Feb 2016	\$29,303,417	\$7,500,444	\$18,788,660	\$18,015,200	\$4,301
Mar 2016	\$18,015,200	\$1,988,899	\$8,492,505	\$11,511,594	\$4,158
Apr 2016	\$11,511,594	\$1,797,462	\$3,932,026	\$9,377,029	\$2,407
May 2016	\$9,377,029	\$13,151,719	\$3,913,490	\$18,615,259	\$5,783
June 2016	\$18,615,259	\$6,839,233	\$4,451,050	\$21,003,442	\$10,024
July 2016	\$21,003,442	\$1,389,512	\$6,951,886	\$15,441,067	\$11,007
Aug 2016	\$15,441,067	\$1,930,091	\$7,382,373	\$9,988,786	\$8,928
Sep 2016	\$9,988,786	\$10,097,202	\$3,990,606	\$16,095,381	\$9,906
Oct 2016	\$16,095,381	\$2,106,550	\$5,489,684	\$12,712,247	\$9,383
Nov 2016	\$12,712,247	\$9,801,070	\$4,790,430	\$17,722,887	\$11,247
Dec 2016	\$17,722,887	\$9,107,079	\$5,708,539	\$21,121,427	\$12,595
Jan 2017	\$21,121,427	\$21,447,344	\$14,883,521	\$27,685,249	\$22,489
Feb 2017	\$27,685,249	\$6,823,032	\$4,171,557	\$30,336,725	\$22,726
Mar 2017	\$30,336,725	\$1,967,419	\$4,249,161	\$28,054,982	\$24,680
Apr 2017	\$28,054,982	\$2,059,275	\$4,736,685	\$25,377,571	\$21,585
May 2017	\$25,377,571	\$3,438,972	\$4,934,555	\$23,881,988	\$24,506
June 2017					
July 2017					
Aug 2017					
Sep 2017					





CASH RECEIPTS FOR 2016 - 2017

MONTH	AD VALOREM TAX	TAX OFFICE (OTHER)	ASSISTANCE DISTRICT 1	OTHER STATE REV	COUNTY CLERK	DISTRICT CLERK	JP #1	JP #4	SHERIFF	DISTRICT ATTORNEY	YOUTH CENTER/ NEXT STEP	JUVENILE PROBATION	OTHER RECEIPTS	MONTHLY RECEIPT TOTAL
Oct 2016	\$ 514,902	\$ 212,237	\$ 63,502	\$ 123,779	\$ 134,667	\$ 111,245	\$ 70,164	\$ 44,573	\$ 445,250	\$ 20,782	\$ 323,275	\$ 86,073	\$ 341,103	\$ 2,491,550
Nov 2016	\$ 2,358,389	\$ 473,060	\$ 64,108	\$ 12,721	\$ 141,843	\$ 112,828	\$ 50,558	\$ 40,008	\$ 702,893	\$ 369,843	\$ 327,427	\$ 101,000	\$ 380,862	\$ 5,135,540
Dec 2016	\$ 18,648,413	\$ 133,916	\$ 56,729	\$ 74,249	\$ 128,493	\$ 104,010	\$ 45,047	\$ 36,833	\$ 292,207	\$ 35,217	\$ 299,476	\$ 89,740	\$ 155,870	\$ 20,100,201
Jan 2017	\$ 10,232,069	\$ 500,545	\$ 53,428	\$ 57,965	\$ 124,574	\$ 111,889	\$ 58,807	\$ 42,524	\$ 221,101	\$ 31,095	\$ 282,327	\$ 90,747	\$ 133,036	\$ 11,940,106
Feb 2017	\$ 3,680,927	\$ 164,318	\$ 72,935	\$ 71,316	\$ 128,696	\$ 131,614	\$ 67,946	\$ 61,198	\$ 475,562	\$ 22,632	\$ 320,478	\$ 94,488	\$ 96,984	\$ 5,389,096
Mar 2017	\$ 449,197	\$ 247,031	\$ 49,278	\$ 62,721	\$ 163,765	\$ 147,085	\$ 93,317	\$ 51,927	\$ 294,242	\$ 32,002	\$ 77,608	\$ 95,487	\$ 271,699	\$ 2,035,358
Apr 2017	\$ 181,313	\$ 1,632,246	\$ 57,057	\$ 120,778	\$ 128,737	\$ 117,169	\$ 53,295	\$ 39,723	\$ 323,177	\$ 12,609	\$ 537,736	\$ 100,444	\$ 208,534	\$ 3,512,819
May 2017	\$ 235,979	\$ 227,490	\$ 66,947	\$ 98,779	\$ 144,503	\$ 126,437	\$ 69,218	\$ 42,399	\$ 337,897	\$ 19,683	\$ 304,399	\$ 91,229	\$ 286,013	\$ 2,050,972
June 2017														
July 2017														
Aug 2017														
Sep 2017														
TOTAL	\$ 36,301,189	\$ 3,590,844	\$ 483,985	\$ 622,308	\$ 1,095,278	\$ 962,277	\$ 508,351	\$ 359,184	\$ 3,092,329	\$ 543,864	\$ 2,472,725	\$ 749,209	\$ 1,874,100	\$ 52,655,643





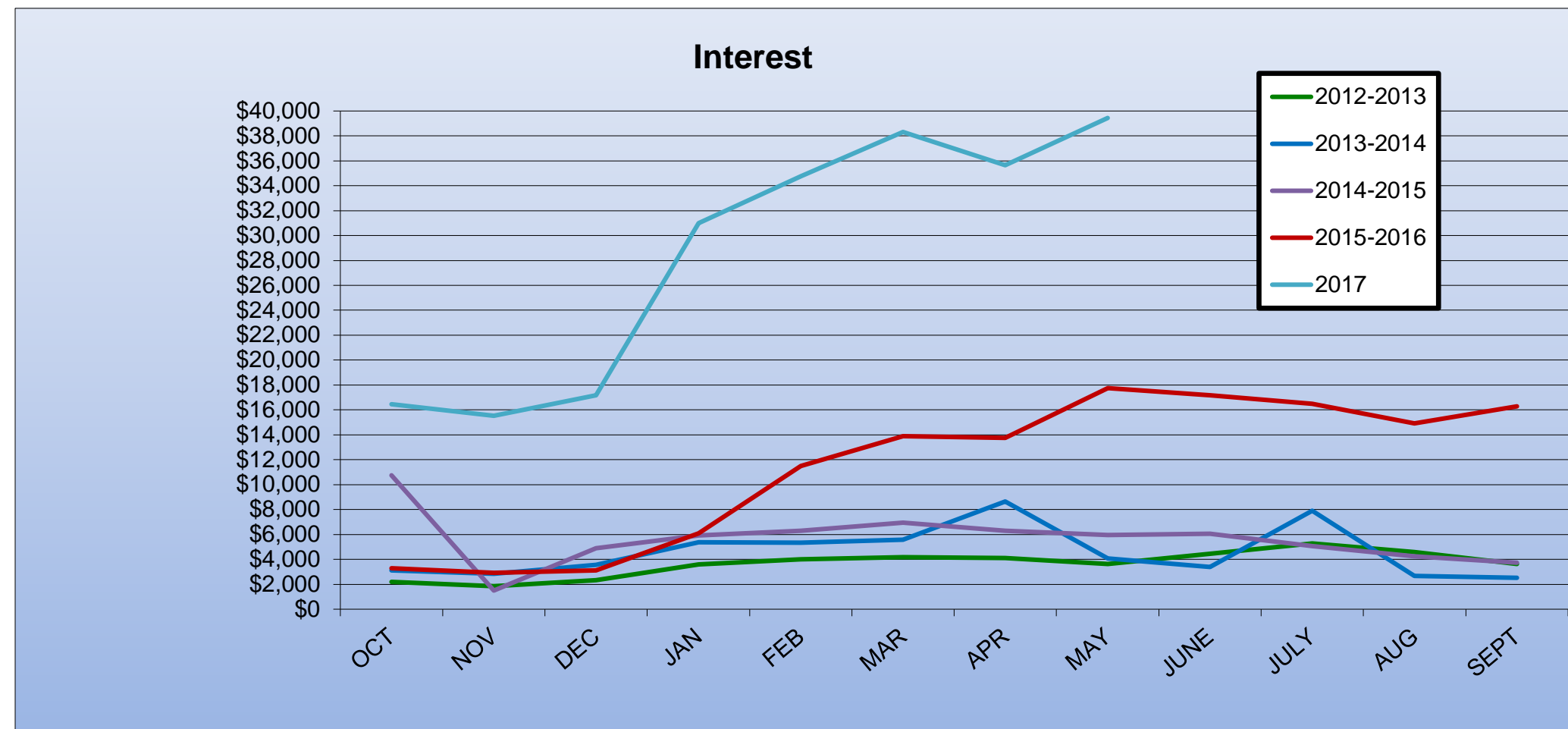
TEX POOL INVESTMENT ACCOUNTS

Month	Clearing		Juvenile	
	Account	Interest	Probation Fund	Interest
Oct 2013	\$808,023	\$34	\$100,015	\$15
Nov 2013	\$808,054	\$30	\$100,018	\$4
Dec 2013	\$808,079	\$26	\$100,021	\$3
Jan 2014	\$808,097	\$19	\$100,024	\$2
Feb 2014	\$808,115	\$18	\$100,026	\$2
Mar 2014	\$808,135	\$21	\$100,029	\$3
Apr 2014	\$808,158	\$22	\$100,031	\$3
May 2014	\$808,174	\$17	\$100,033	\$2
June 2014	\$808,193	\$19	\$100,036	\$2
July 2014	\$808,215	\$21	\$100,038	\$3
Aug 2014	\$808,239	\$24	\$100,041	\$3
Sept 2014	\$808,261	\$22	\$100,044	\$3
Oct 2014	\$808,280	\$18	\$100,046	\$2
Nov 2014	\$808,298	\$19	\$100,049	\$2
Dec 2014	\$808,327	\$29	\$100,052	\$4
Jan 2015	\$808,359	\$32	\$100,056	\$4
Feb 2015	\$808,386	\$27	\$100,060	\$3
Mar 2015	\$808,419	\$33	\$100,064	\$4
Apr 2015	\$808,454	\$35	\$100,068	\$4
May 2015	\$108,473	\$19	\$100,073	\$5
June 2015	\$108,478	\$5	\$100,078	\$5
July 2015	\$108,484	\$6	\$100,083	\$5
Aug 2015	\$108,490	\$7	\$100,089	\$6
Sept 2015	\$108,498	\$8	\$100,096	\$7
Oct 2015	\$108,507	\$9	\$100,104	\$8
Nov 2015	\$108,517	\$10	\$100,113	\$9
Dec 2015	\$108,534	\$17	\$100,129	\$16
Jan 2016	\$108,558	\$25	\$100,152	\$23
Feb 2016	\$108,584	\$26	\$100,176	\$24
Mar 2016	\$108,615	\$30	\$100,204	\$28
Apr 2016	\$108,645	\$30	\$100,232	\$28
May 2016	\$108,676	\$31	\$100,261	\$29
June 2016	\$108,709	\$33	\$100,290	\$30
July 2016	\$108,743	\$34	\$100,322	\$31
Aug 2016	\$108,777	\$35	\$100,354	\$32
Sept 2016	\$108,811	\$34	\$100,385	\$31
Oct 2016	\$108,846	\$35	\$100,418	\$33
Nov 2016	\$108,882	\$36	\$100,451	\$33
Dec 2016	\$108,924	\$42	\$100,490	\$39
Jan 2017	\$108,974	\$50	\$100,536	\$46
Feb 2017	\$109,021	\$47	\$100,579	\$43
Mar 2017	\$109,079	\$58	\$100,632	\$53
Apr 2017	\$109,142	\$64	\$100,691	\$59
May 2017	\$109,214	\$71	\$100,757	\$66
Apr 2017	\$109,293	\$79	\$100,830	\$73
May 2017	\$109,214	\$71	\$100,757	\$66
June 2017				
July 2017				
Aug 2017				
Sept 2017				



INVESTMENT ACCOUNTS

End Month	Tex Pool Clearing	Tex Pool Interest	Texas Class Clearing	Texas Class Interest	ANB Clearing	ANB Interest	ANB CD's	ANB Interest	Total Interest	Interest To Date	
Oct 2015	\$108,507	\$9	\$0	-	\$9,969,892	\$1,791	\$5,000,000	\$1,487	\$3,286	\$3,286	OCT
Nov 2015	\$108,517	\$10	\$0	-	\$7,716,140	\$1,472	\$5,000,000	\$1,438	\$2,920	\$6,206	NOV
Dec 2015	\$108,534	\$17	\$0	-	\$16,093,765	\$1,604	\$5,000,000	\$1,504	\$3,125	\$9,332	DEC
Jan 2016	\$108,558	\$25	\$0	-	\$29,303,417	\$4,014	\$5,000,000	\$2,039	\$6,077	\$15,409	JAN
Feb 2016	\$108,584	\$26	\$15,005,266	\$5,266	\$18,015,200	\$4,301	\$5,000,000	\$1,907	\$11,500	\$26,908	FEB
Mar 2016	\$108,615	\$30	\$20,012,915	\$7,649	\$11,511,594	\$4,158	\$5,000,000	\$2,039	\$13,876	\$40,785	MAR
Apr 2016	\$108,645	\$30	\$20,022,244	\$9,329	\$9,377,029	\$2,407	\$5,000,000	\$1,973	\$13,739	\$54,524	APR
May 2016	\$108,676	\$31	\$10,032,140	\$9,897	\$18,615,259	\$5,783	\$5,000,000	\$2,039	\$17,750	\$72,274	MAY
June 2016	\$108,709	\$33	\$10,037,343	\$5,202	\$21,003,442	\$10,024	-	\$1,907	\$17,166	\$89,439	JUNE
July 2016	\$108,743	\$34	\$10,042,787	\$5,444	\$15,441,067	\$11,007	-	-	\$16,485	\$105,924	JULY
Aug 2016	\$108,777	\$35	\$10,048,730	\$5,943	\$9,988,786	\$8,928	-	-	\$14,906	\$120,830	AUG
Sep 2016	\$108,811	\$34	\$10,055,061	\$6,331	\$16,095,381	\$9,906	-	-	\$16,270	\$137,101	SEPT
Oct 2016	\$108,846	\$35	\$10,062,110	\$7,049	\$12,712,247	\$9,383	-	-	\$16,467	\$16,467	OCT
Nov 2016	\$108,882	\$36	\$6,066,356	\$4,246	\$17,722,887	\$11,247	-	-	\$15,529	\$31,996	NOV
Dec 2016	\$108,924	\$42	\$6,070,906	\$4,551	\$21,121,427	\$12,595	-	-	\$17,188	\$49,184	DEC
Jan 2017	\$108,974	\$50	\$16,079,346	\$8,440	\$27,685,249	\$22,489	-	-	\$30,979	\$80,163	JAN
Feb 2017	\$109,021	\$47	\$16,091,322	\$11,975	\$30,336,725	\$22,726	-	-	\$34,748	\$114,911	FEB
Mar 2017	\$109,079	\$58	\$16,104,912	\$13,591	\$28,054,982	\$24,680	-	-	\$38,328	\$153,238	MAR
Apr 2017	\$109,142	\$64	\$16,118,911	\$13,998	\$25,377,571	\$21,585	-	-	\$35,647	\$188,886	APR
May 2017	\$109,214	\$71	\$16,133,773	\$14,862	\$23,881,988	\$24,506	-	-	\$39,439	\$228,325	MAY
June 2017											JUNE
July 2017											JULY
Aug 2017											AUG
Sep 2017											SEPT



Source: Tex Pool, Amarillo National Bank, Texas Class



Investment Overview Ending May 31, 2017

SUMMARY

Texas Class	\$16,133,773
TexPool Clearing	<u>\$109,214</u>
Total Non Restrictive Investments	\$16,242,986
Amarillo National Bank - Clearing	<u>\$23,881,988</u>
Cash On Hand	\$40,124,975

